



2012-2013 GMT Reports for District (or Undistricted) **District 410 C REP OF SOUTH**

GMT: **Open**

Location: **REP OF SOUTH AFRICA**

GMT CA: **6**

CLUBS


Club Results
2012-2013

Clubs
2011-2012

Month	New Club Goal	Actual New Clubs	Actual Dropped Clubs	Gain/Loss of Clubs	Gain/Loss of Clubs
Jul/Aug/Sep		0	0	0	0
Totals		0	0	0	0

Club Results 2012-2013


Goal, New, Dropped, Gain/Loss



Legend: Goal (Cyan), Actual (Green), Dropped (Yellow), Gain Loss (Magenta)

Comparison of Club Gain/Loss

Current Year Compared to the Previous Year



Legend: Current Year (Cyan), Previous Year (Green)

YTD Status Quo Clubs 2012-2013

Status Quo Clubs Compared to Status Quo Members



Legend: Status Quo Clubs (Cyan), Total Status Quo Members (Green)

MEMBERSHIP

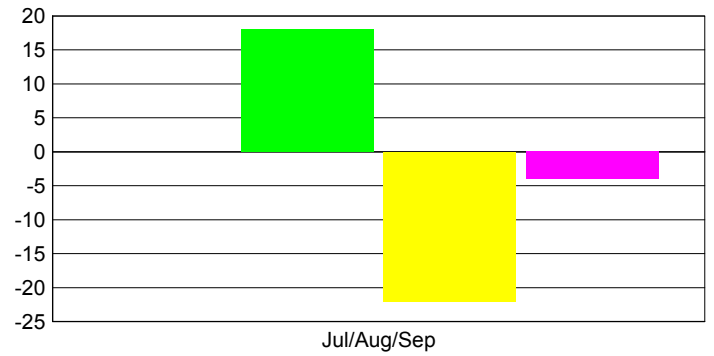
Membership Results
2012-2013

Membership
2011-2012

Month	Net Memb Goal	Actual New Memb	Actual Dropped Memb	Gain/Loss of Memb	Gain/Loss of Memb
Jul/Aug/Sep		18	-22	-4	18
Totals		18	-22	-4	18

Membership Results 2012-2013

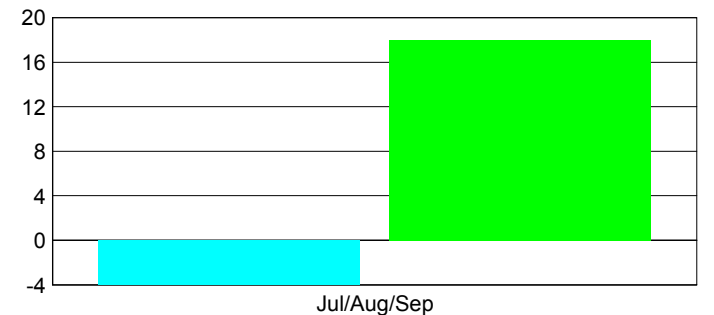
Goal, New, Dropped, Gain/Loss



Legend: Goal (Cyan), Actual (Green), Dropped (Yellow), Gain Loss (Magenta)

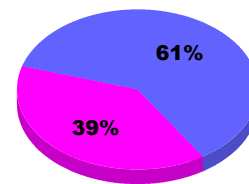
Comparison of Membership Gain/Loss

Current Year Compared to the Previous Year



Legend: Current Year (Cyan), Previous Year (Green)

Gender Comparison 2012-2013



Jul/Aug/Sep

Legend: Male (Blue), Female (Magenta)